

Test Case Specification

Markus Deppe, Ludwig Friedmann, Thomas Pajenkamp

29.04.2021

Supported by:



on the basis of a decision
by the German Bundestag



**BMW
GROUP**



BOSCH

Continental



DLR

dSPACE

ETAS



**Fraunhofer
LBF**



Institut für
Regelungstechnik



ika | **RWTHAACHEN
UNIVERSITY**



OFFIS



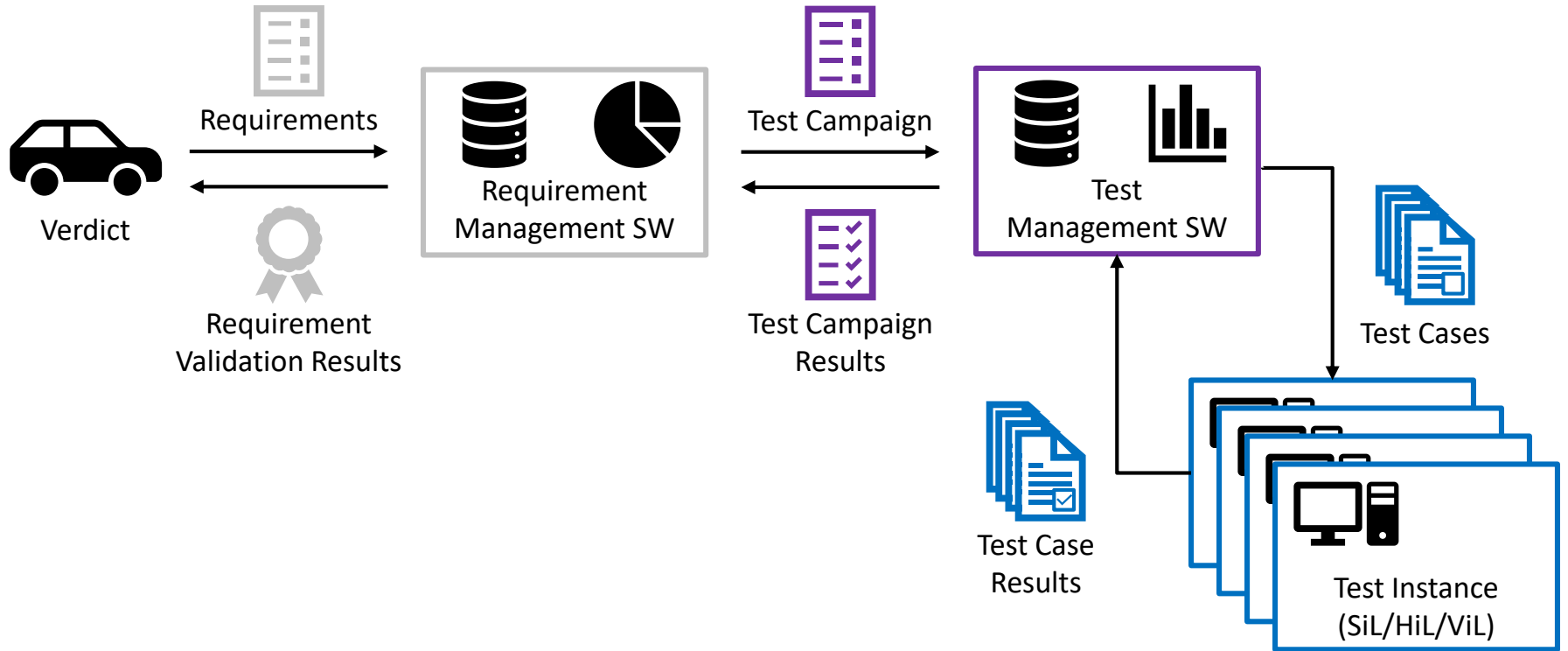
O P E L



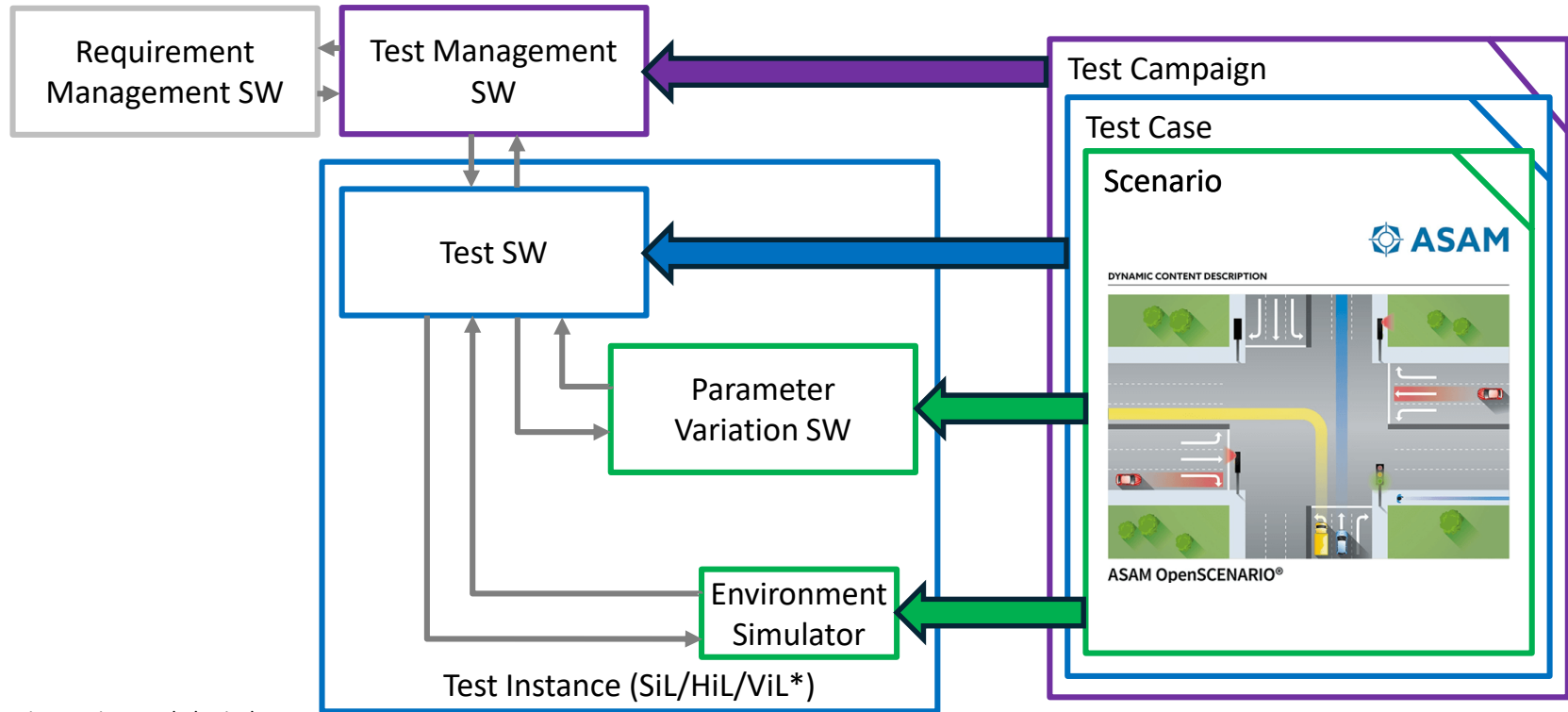
PROSTEP
integrate the future



Requirement-based testing in automotive V & V



Integration of scenario-based testing



* ViL: Driving instructions and physical tests replace scenario and simulation

A layered approach for SW architecture and file formats

Scenario

- Script of the virtual world
- „Bird view“ (no vehicle internal models/states)
- Reference to map and environment model
- No evaluators

Test Case

- Establishment of operational readiness
- Establishment of traceability between requirement and test case
- Run parameter variation (external, optional)
- Initialization of environment simulation with concrete scenarios (external, optional) *
- Start of (environment) simulation (external) *
- Runtime interaction (error injection, triggers) *
- Run time test evaluation *
- Post-run test evaluation *
- Storage of results
- Clean up, preparation for next run

Initialization

Execution

Tear down

Test Campaign

- Reference to requirement
- List of test cases
- Distribution of test cases to test instances (SiL/HiL/ViL)
- Scheduling
- Consolidation of test results

* ViL: Driving instructions and physical tests replace scenario and simulation

Consistent use of test cases & scenarios by instance-specific implementation

Test Case

- Establishment of operational readiness
- Establishment of traceability between requirement and test case
- Run scenario variation (external, optional)
- Initialization of environment simulation with concrete scenarios (external) *

Initialization

```
...  
<initSimulation>  
  <script name="Actions/InitScript.py" type="python" function="Initialize">  
    <parameters>  
      <parameter name="Scenario" value="../FollowVehicle.xosc" />  
      <parameter name="SUT" value="../ACCFunction.ssp" />  
      <parameter name="EnvModel" value="../ACCEnvironment.ssp" />  
    </parameters>  
  </script>  
</initSimulation>  
...
```

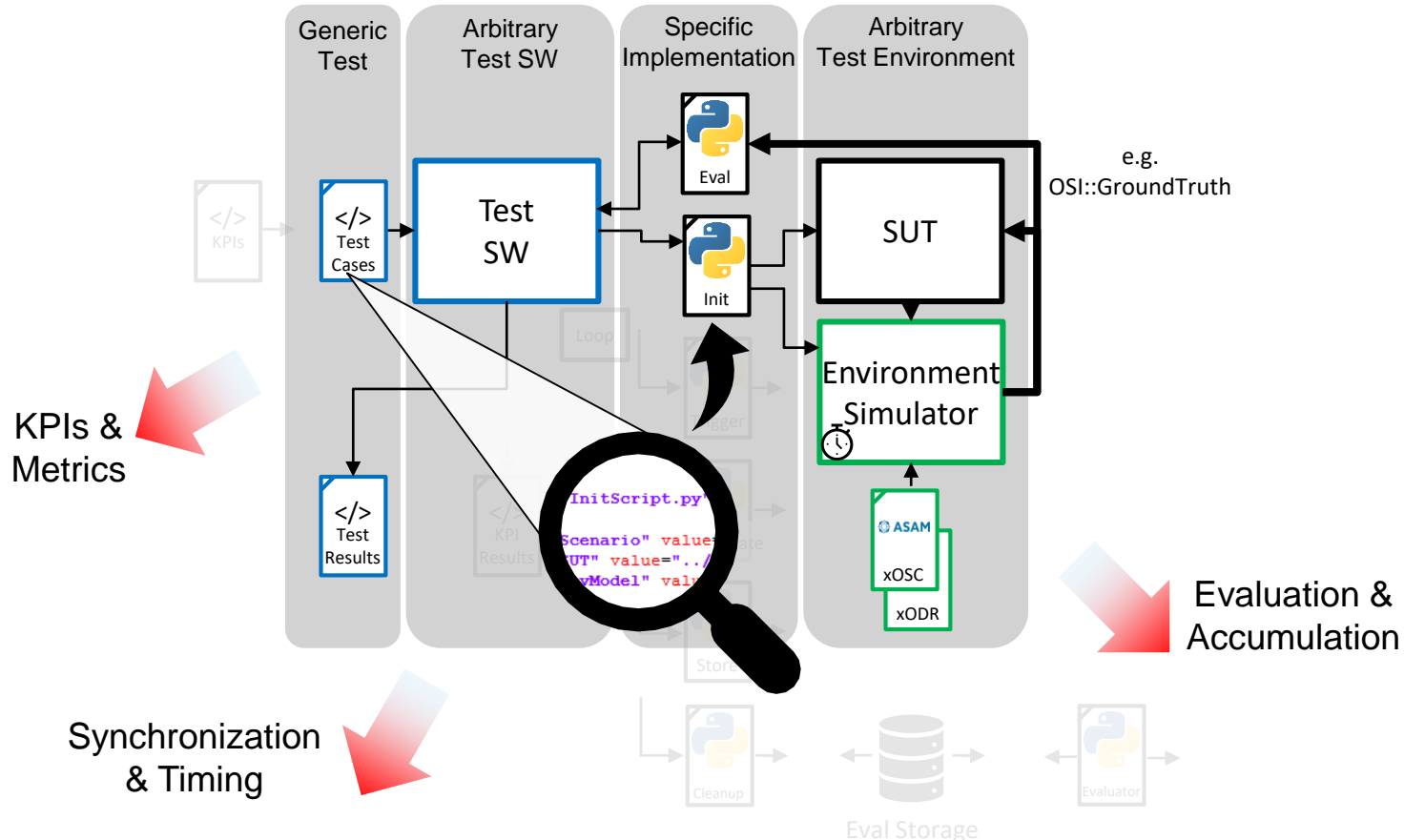
Storage of results

- Clean up, preparation for next run

Tear down



Concept verification in POCs: An iterative approach



Questions & Answers

